

CRIME AND JUSTICE

Homicide in Scotland 2020-21

This bulletin presents statistics on crimes of homicide recorded by the police in Scotland in 2020-21. Statistics are presented on the number of homicide cases recorded in Scotland, where a single case of homicide is counted for each crime involving Murder or Culpable homicide (common law), irrespective of the number of victims or accused. This bulletin also presents victim and accused data, the circumstances associated with the homicide, and additional details relating to the method, motive and relationship between the victim and the accused.

Key Points

- Between 2019-20 and 2020-21, the number of homicide cases recorded by the police in Scotland decreased by 15% (or 10 cases) from 65 to 55 (Table 1). This is the lowest number of recorded homicide cases since comparable records began in 1976.
- The number of homicide cases in Scotland remained relatively stable during 2012-13 to 2019-20, with between 59 and 65 cases recorded each year. The decrease of 10 cases in 2020-21 is the largest one-year change since 2012-13.
- The nationwide lockdowns and other measures put in place to limit social contact during the Coronavirus (COVID-19) pandemic may have had an impact on the number of homicide cases. However, some caution is advised in assessing this, as the volume of cases recorded in 2020-21 is not substantially different to some earlier years (such as 59 in 2017-18)
- Over the 10 year period from 2011-12 to 2020-21, the number of homicide cases in Scotland fell by 40% (36 cases) from 91 to 55 (Table 1). Glasgow City accounted for about a fifth (22%) of this decrease. In 2020-21, 8 of the 55 national recorded homicide cases occurred within Glasgow City (Table 2).
- In 2020-21, 58 victims of homicide were recorded, 12% (eight victims) fewer than the 66 victims recorded in 2019-20 (Table 1). Of the 58 victims, 83% (48) were male (Table 5).

- In 2020-21, 65 persons were accused of homicide and 92% (60) of them were male (Table 6). All of the 55 cases of homicide recorded for 2020-21 were solved.
- For each of the last 10 years, the most common method of killing was with a sharp instrument (Table 7). In 2020-21, a sharp instrument was the main method of killing for 59% (34) of homicide victims.

HOMICIDE IN SCOTLAND 2020-21

Justice Analytical Services



► The number of homicide cases in Scotland has fallen by more than a third in the past 10 years



During 2012-13 to 2019-20, the number of homicide cases remained relatively stable, with between 59 and 65 cases each year. Fifty-five is the lowest number of cases since 1976.

► In 2020-21:

► METHOD

59%

of victims were killed using a sharp instrument

94% of which involved a knife

17%

of victims were killed by hitting and kicking

5%

of victims were killed by shooting

► LOCATION

67%

of homicides occurred in a residential location



31%

occurred in a public place

2%

occurred in prison

IN THE LAST TEN YEARS:

Fall in the number of homicide victims ▼ **38%**

Fall in the number accused of homicide ▼ **49%**

Reduction in the homicide rate (victims per million population) **18 ► 11**

58 VICTIMS



48 were male



of male victims were killed by an **acquaintance***

* where relationship to accused was known (33 of 45 male victims)



10 were female



of female victims were killed by a **partner / ex-partner**

Median age of victims	33
Under 21	6
21 to 30	15
31 to 50	27
51 and over	10

65 ACCUSED

60

males

5

females

Median age of accused	31
Under 21	7
21 to 30	24
31 to 50	30
51 and over	4

Contents

Key Points	1
Background	5
Commentary	6
Homicide cases	6
Victims of homicide	8
Persons accused of homicide	10
Method	12
Relationship of main accused to victim	13
Main motive	15
Use of alcohol and drugs	16
Comparator statistics	17
Annexes	19
Data Quality Statement	19
Police Scotland Management Information	21
User feedback	21
Glossary	22
Statistics Designation	24

Background

This bulletin includes all crimes of Murder and Culpable homicide (common law), with these two crimes collectively referred to as homicide throughout the bulletin. The associated tables referenced throughout this bulletin can be downloaded from the Scottish Government [website](#).

A [glossary](#) in the annex provides a full list of key variables used throughout this bulletin and what they mean.

The statistics on homicides are used alongside a range of other information to inform the Scottish Government's [Justice In Scotland: Vision and Priorities](#). These statistics are also used by a wide range of stakeholders to monitor trends, for policy research and development, and for research purposes. The Homicide in Scotland statistical bulletin forms part of a series of bulletins produced by the Scottish Government on the criminal justice system, which can be found at: <https://www.gov.scot/collections/crime-and-justice-statistics/>.

This bulletin excludes cases involving death by dangerous/careless driving, illegal driving resulting in a fatal accident and corporate homicide. The Scottish Government also publishes Recorded Crime in Scotland, which includes data on the wider homicide etc. category. The 2020-21 edition can be accessed at: <https://www.gov.scot/publications/recorded-crime-scotland-2020-2021/>.

The data in this bulletin are collected separately from the data included in the Recorded Crime in Scotland bulletin. For the crimes of murder and culpable homicide, data are extracted from police recording systems at a different time point and so there may be discrepancies in the information presented here and the Recorded Crime in Scotland bulletin. In this bulletin homicide cases are included against the year in which the crime that led to the homicide is first recorded by the police. This is not necessarily the year in which the victim dies (and hence is recorded as a homicide), the year in which the accused is brought to trial for the crime, or the year in which the case is finally disposed of by the courts.

A [Data Quality Statement](#) is available at the end of this document. This provides further information on the production of these statistics, the quality assurance undertaken and our approach to revisions.

Two national lockdowns and other restrictions on movement and gatherings due to the COVID-19 pandemic have been in effect through the 2020-21 recording year. Whilst this may have had an impact on the statistics presented in this bulletin, some caution is advised in assessing this, as the volume of cases recorded in 2020-21 is not substantially different to some earlier years (such as 59 in 2017-18).

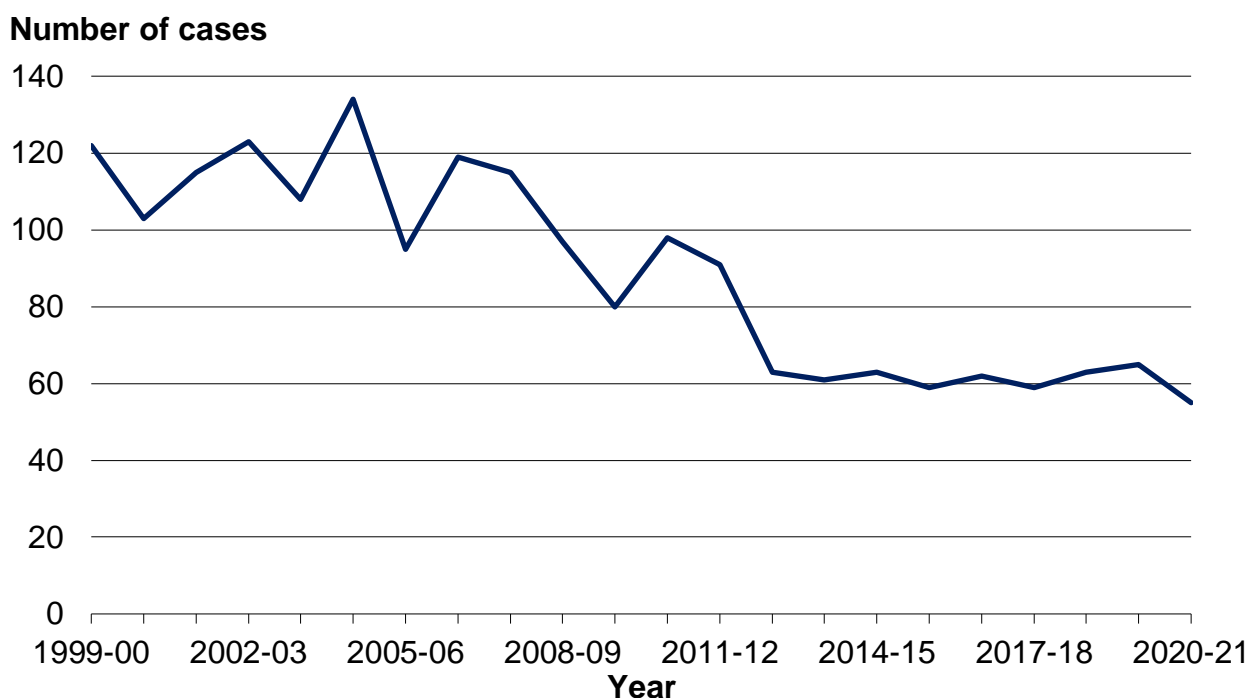
Commentary

Homicide cases

Table 1; Charts 1, 2

- The number of homicide cases recorded by the police in Scotland decreased by 15% (or 10 cases) between 2019-20 and 2020-21 from 65 to 55. This is the lowest number of recorded homicide cases since comparable data became available in 1976.
- Following a generally downward trend between 2004-05 and 2012-13 the number of homicide cases in Scotland remained relatively stable during 2012-13 to 2019-20 (with between 59 and 65 recorded each year). The decrease of 10 cases in 2020-21 is the largest one-year change since 2012-13 ([Chart 1](#)).

Chart 1: Cases recorded as homicide by the police, Scotland, 1999-00 to 2020-21



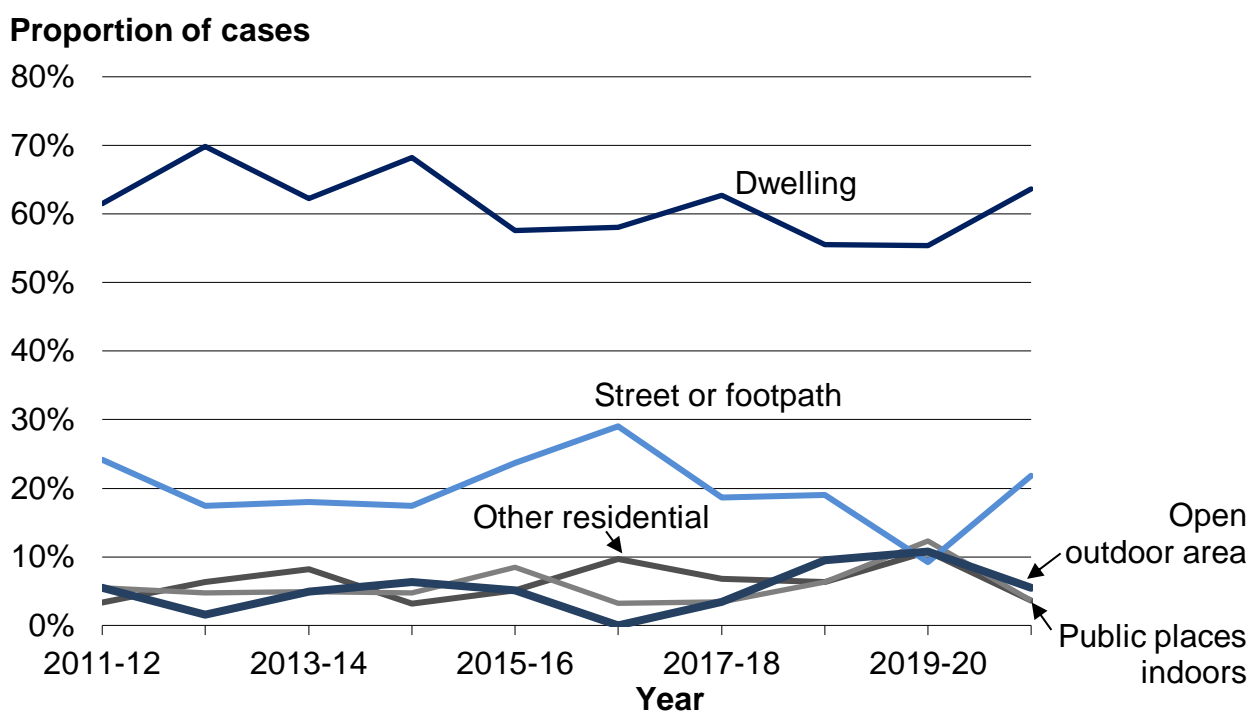
- Homicide cases involving more than one victim are relatively rare, in 2020-21 there were three cases with more than one victim ([Table 1](#)).

Table 1: Summary table of homicide cases, victims and accused persons, Scotland, 2011-12 to 2020-21

	2011-12	2012-13	2013-14	2014-15	2015-16	2016-17	2017-18	2018-19	2019-20	2020-21
Total number of cases	91	63	61	63	59	62	59	63	65	55
Cases by number of victims:										
1 victim	90	63	60	63	59	59	59	62	64	52
2 or more victims	1	-	1	-	-	3	-	1	1	3
Cases by number of accused:										
1 accused	66	45	47	50	48	48	45	42	55	47
2 accused	13	11	8	9	9	5	8	10	6	6
3 or more accused	10	6	6	4	1	6	5	8	3	2
Unsolved cases	2	1	-	-	1	3	1	3	1	-
Total number of victims	93	63	62	63	59	65	59	64	66	58
Total number of accused	127	85	90	81	69	78	81	86	77	65
Median age of victims	35	38	42	41	37	40	39	42	45	33
Median age of accused	29	30	30	31	29	30	35	30	33	31

- In 2020-21, Glasgow City had the highest number of homicide cases (eight), followed by North Lanarkshire (seven) (Table 2). In both areas the share of national homicides was higher than their share of Scotland's population in 2020¹. (15% versus 12% in Glasgow City and 13% versus 6% in North Lanarkshire.) It is important to note however that victims may not necessarily reside in the local authority where the homicide took place. Glasgow City has also witnessed a relatively larger fall in homicides of 50% since 2011-12, accounting for over a fifth (22%) of the overall national decrease.

Chart 2: Location of homicide cases, where known, Scotland, 2011-12 to 2020-21



- In 2020-21, 67% of homicides occurred within a residential location (dwelling and other residential), 27% in outdoor public places (street, footpath and open outdoor area) and 4% in indoor public places (Chart 2). In 2020-21, one case (2%) occurred within a prison (Table 3).

Victims of homicide

Table 5; Charts 3, 4

- Between 2019-20 and 2020-21, the number of homicide victims in Scotland decreased by 12% (or eight victims), from 66 to 58 (Chart 3). The number of male victims increased by one from 47 to 48, whilst the number of female victims decreased by nine from 19 to 10.

¹ Population estimates are as at mid-year 2020 from the National Records of Scotland (<https://www.nrscotland.gov.uk/statistics-and-data/statistics/statistics-by-theme/population/population-estimates/mid-year-population-estimates/mid-2020>)

Chart 3: Total number of victims and victims by sex, Scotland, 1999-00 to 2020-21

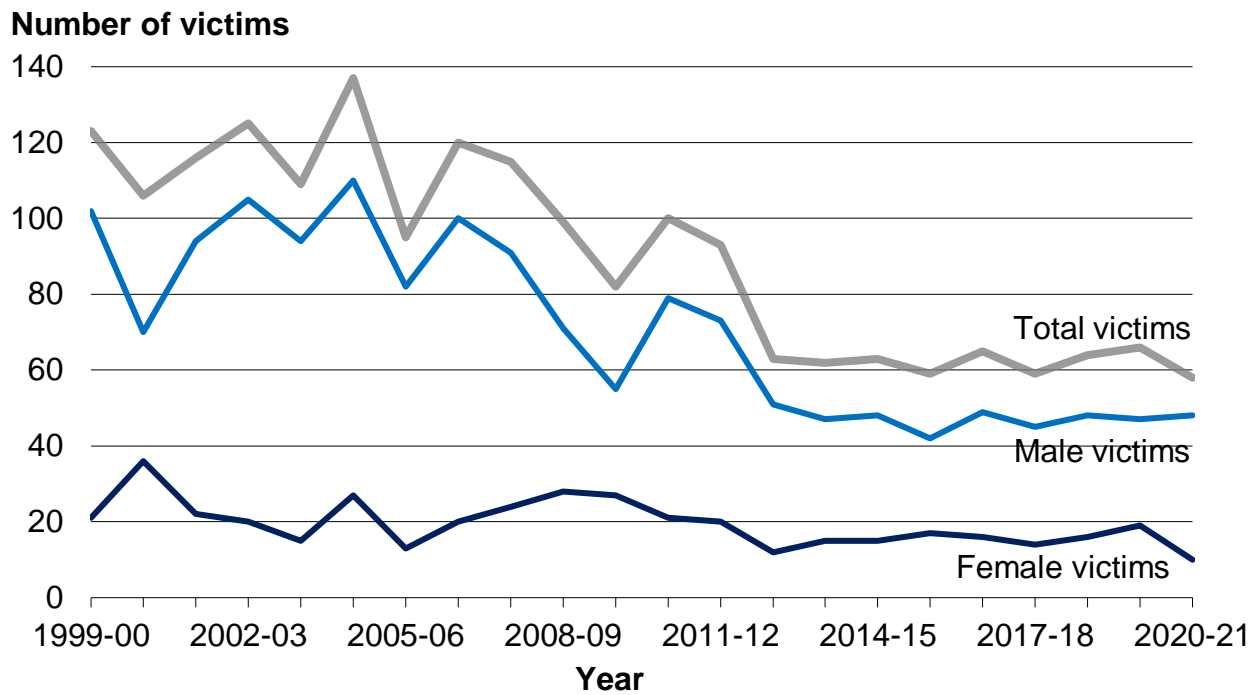
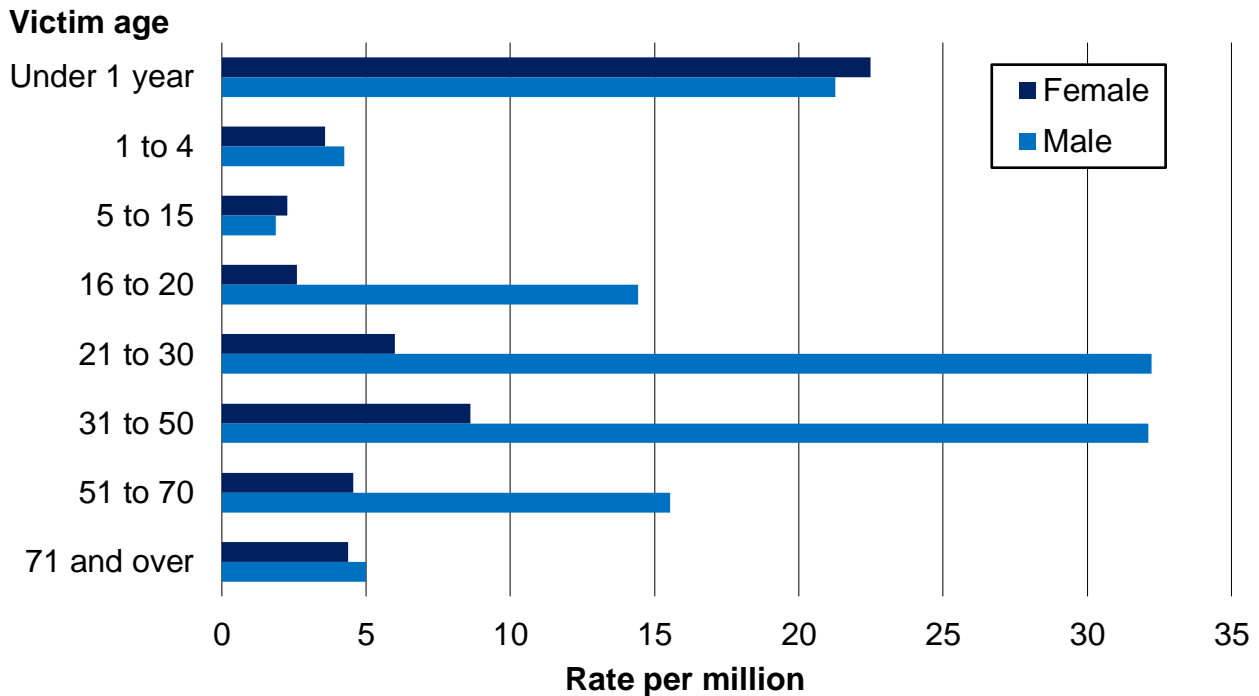


Chart 4: Age profile of homicide victimisation rate by sex, Scotland, 2011-12 to 2020-21



- In 2020-21 there were 48 male victims, representing 83% of all homicide victims. Males are more likely to be victims compared to females, with an overall rate for males of 18 victims per million population, more than four times the rate for females (four victims per million population).
- [Chart 4](#) shows the victimisation rate by age group and sex for homicides since 2011-12 (i.e. for the past 10 years – representing 652 victims). For most age groups, the victimisation rate is higher for males than for females, though rates were very similar for those aged between 0 and 15 years old. The victimisation rate for males peaks in the 21 to 30 years old and 31 to 50 years old age groups.
- The median age of a victim of homicide in 2020-21 was 33 years old, 12 years lower than in 2019-20 when the median age of a victim was 45 years old. Over the past 10 years the median age of a victim has ranged between 33 and 45 years old (Table 1).

Persons accused of homicide

Table 6; Charts 5, 6

- The number of people accused of homicide has shown an overall downward trend since 2004-05 ([Chart 5](#)). In 2020-21, there were 65 persons accused of homicide, 12 fewer than in 2019-20. This is the lowest number since comparable records began in 1980-81.
- The vast majority of persons accused of homicide since 2000-01 have been male, making up 92% of all accused in 2020-21.
- All of the 55 cases of homicide recorded for 2020-21 were solved.
- In 2020-21, the total number of individuals accused of homicide equated to 12 per million population.
- In 2020-21, the rates for those accused of homicide varied somewhat for the 16 to 20 (24 per million population), 21 to 30 (33 per million population) and 31 to 50 (21 per million population) years old age groups.
- [Chart 6](#) shows the rate for accused by age group and sex for homicides since 2011-12 (i.e. for the past 10 years – representing 839 accused). The rates for males accused of homicide per million population were considerably higher across all age groups than for females.

Chart 5: Total number of accused and accused by sex, Scotland, 1999-00 to 2020-21

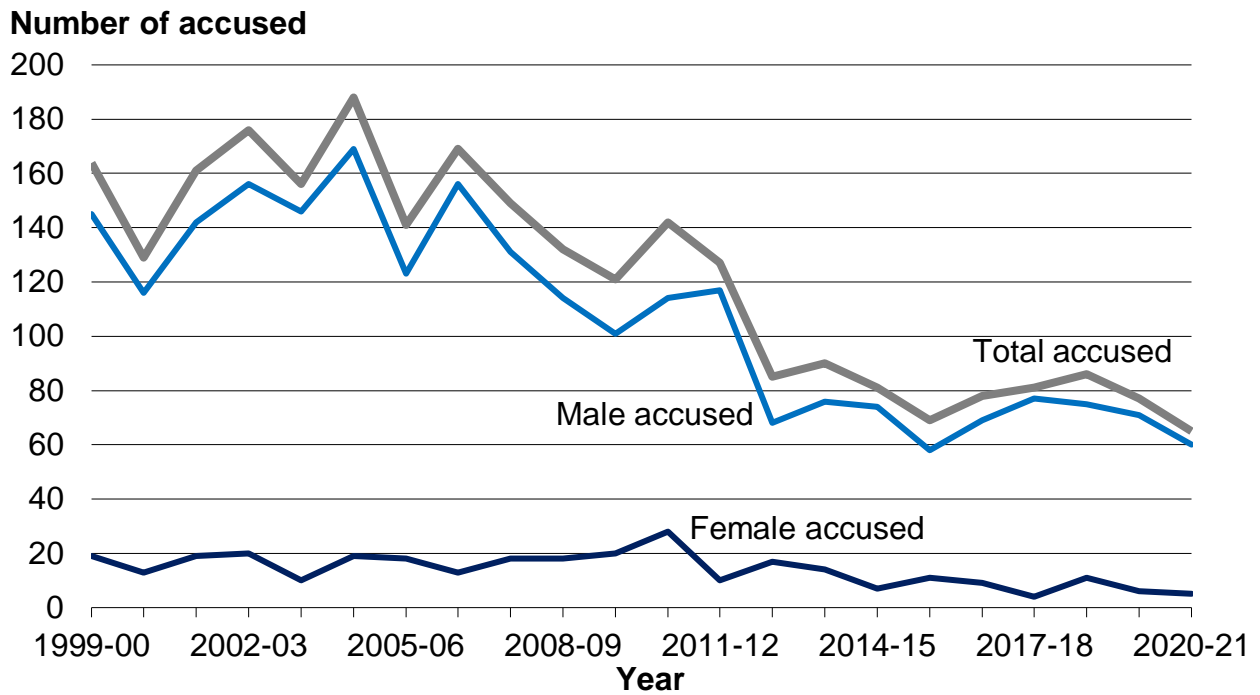
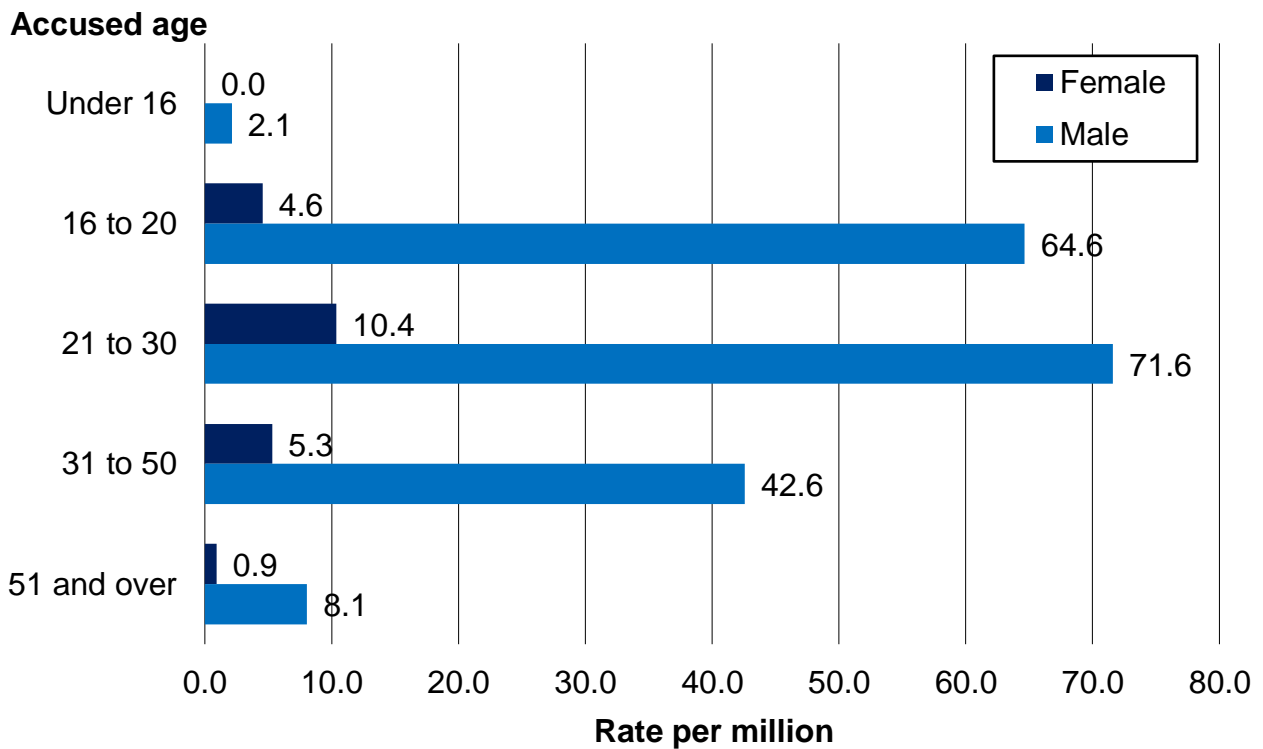


Chart 6: Age and sex profile of persons accused of homicide per million population, Scotland, 2011-12 to 2020-21



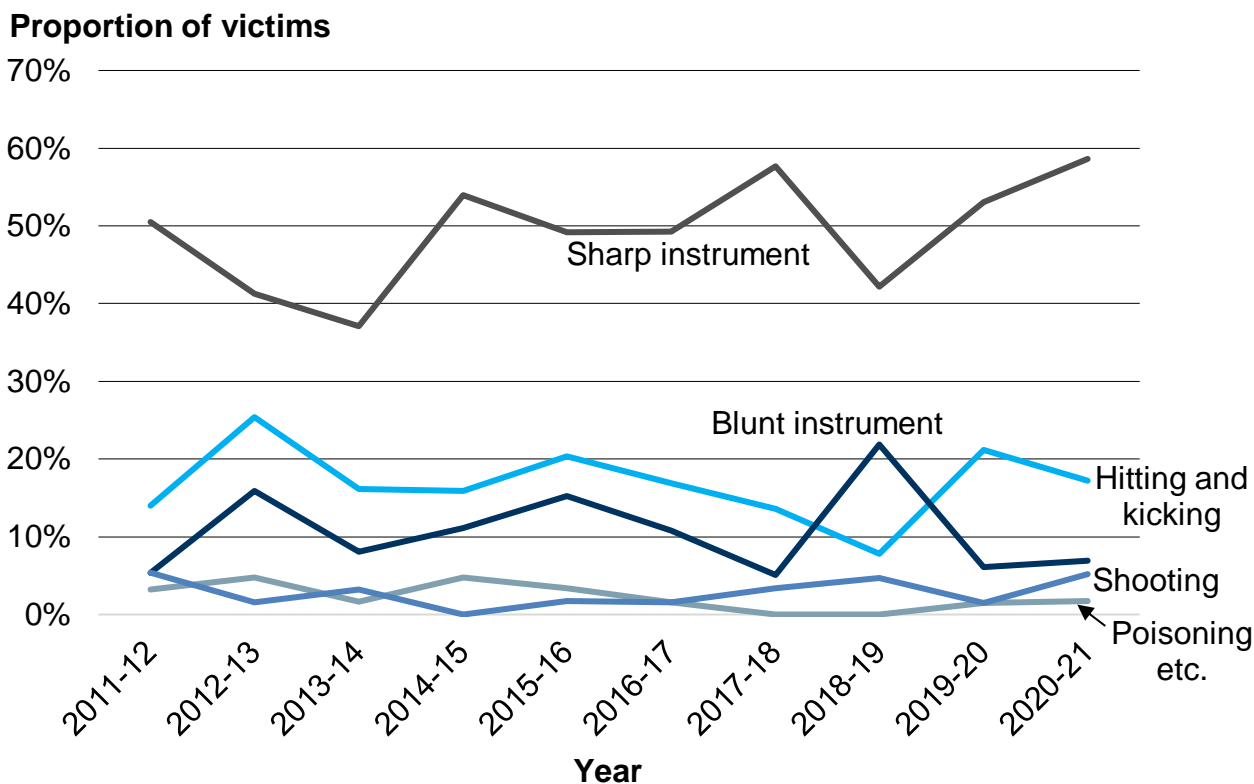
- In 2020-21, the median age of a person accused of homicide was 31 years old, which is two years younger than in 2019-20 when the median age was 33 years old. Over the past 10 years the median age of a person accused of homicide ranged between 29 and 35 years old (Table 1).

Method

Table 7; Chart 7

- [Chart 7](#) shows that the most common main method of killing in each of the last 10 years was with a sharp instrument. This includes 59% (34) of homicide victims in 2020-21, of which all but two involved a knife. The next most common main method was hitting and kicking, accounting for 17% (10) of homicide victims in 2020-21.
- Homicide by shooting is relatively rare in Scotland. In 2020-21, there were three victims recorded and since 2011-12 there have only been two other years where more than two victims were recorded (2011-12 and 2018-19).

Chart 7: Victims of homicide by main method of killing, 2011-12 to 2020-21

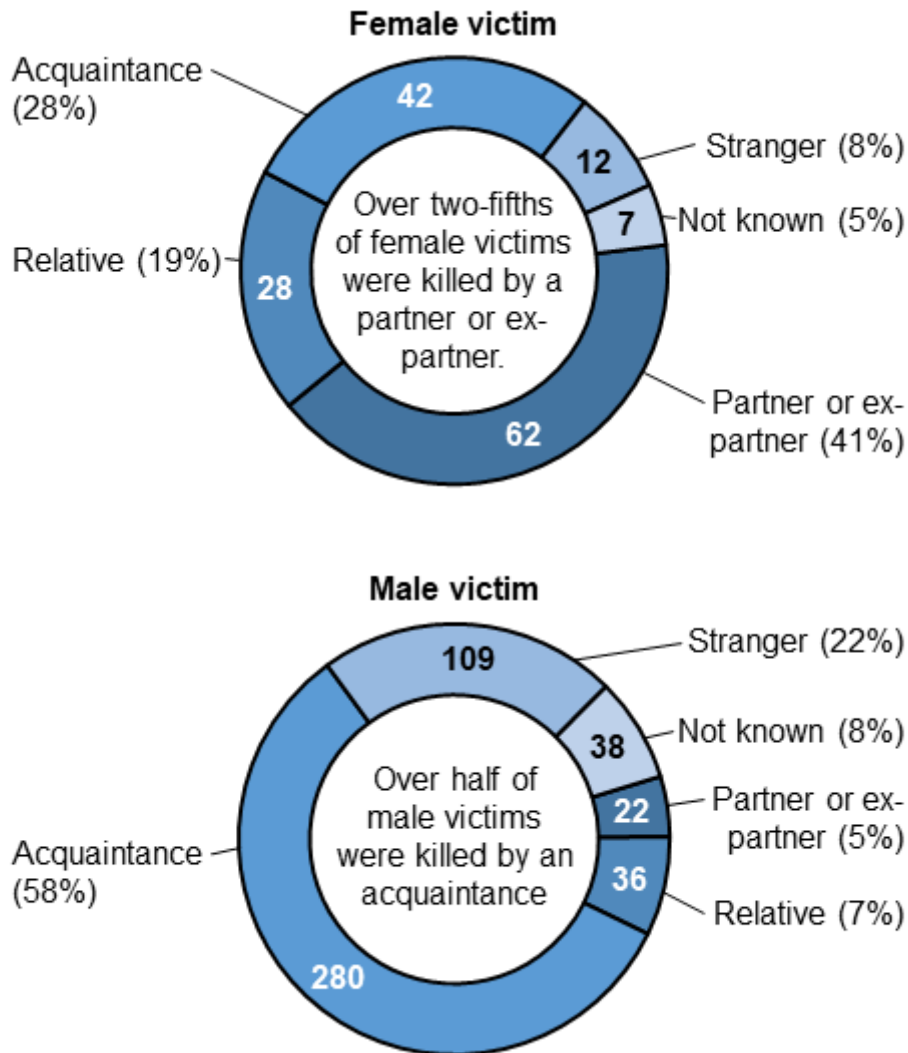


Relationship of main accused to victim

Tables 8-10; Charts 8-9

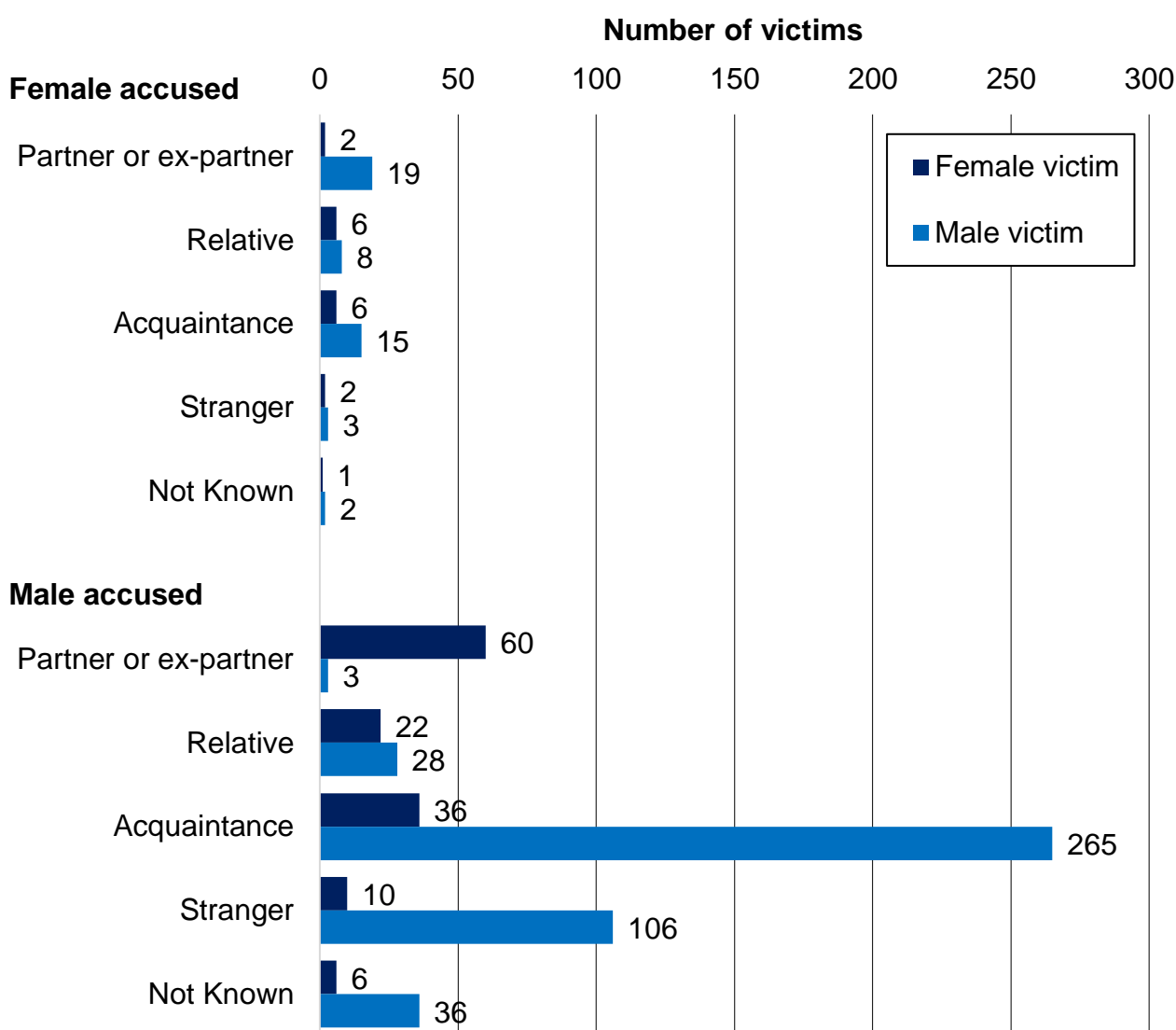
- The victim and main accused were known to each other in a majority of cases, representing 91% of homicide cases solved in 2020-21. The accused was not known to the victim in two cases (3%). This latter group includes one case where the victim was not known to the accused and one case where the victim was known to the accused. The relationship to the main accused was unknown in the remaining 5% of cases.
- Of those cases where the victim and accused were known to each other, 72% were acquaintances, 9% were partners or ex-partners and 19% were relatives.

Chart 8: Relationship between victim and main accused, by victim sex, Scotland, 2011-12 to 2020-21



- [Chart 8](#) shows the percentage of homicides for male and female victims by their relationship to the main accused for all victims since 2011-12. Over the past 10 years, a majority of male victims were killed by an acquaintance (58%). In comparison, over the same period, female victims were most likely to be killed by a partner or ex-partner (41%).
- For the latest year of 2020-21, of the 48 male victims, over two-thirds (69% or 33 victims) were killed by an acquaintance. Half of the 10 female victims were killed by an acquaintance (50% or five victims), with a further 30% (or three victims) killed by a partner or ex-partner.

Chart 9: Relationship between main accused and victim by sex, Scotland, 2011-12 to 2020-21



- Table 9 shows that between 2011-12 and 2020-21, a total of 32 children under the age of 16 years were victims of homicide (where there was an accused person). Of these, 63% were killed by one of their parents. Since 2011-12 there have been 11 victims aged under one year old and in all but

three cases (where there was an accused person) the main accused was a parent.

- Table 9 also shows that for all homicides recorded in the last 10 years, 59% of male victims aged between 16 and 70 years old were killed by an acquaintance, 23% were killed by a stranger, 5% were killed by a partner or ex-partner and 5% were killed by a relative. Over half (51%) of female victims aged between 16 and 70 years old were killed by their partner or ex-partner, 27% were killed by an acquaintance, 11% were killed by a relative and 7% were killed by a stranger.
- [Chart 9](#) shows that over two-thirds of all homicide cases (69%) recorded between 2011-12 and 2020-21 involved males killing males. Cases where the main accused and main victim were both female accounted for just 3% of the total number.

Main motive

Tables 11-14

- The most common reasons recorded for committing homicide in the 10 year period between 2011-12 and 2020-21, were fight or quarrel, and rage or fury, with 42% of all victims in solved cases killed in such circumstances. For a further 31% of victims during this 10 year period the motive was unknown (Table 11).
- In terms of the most recent year (2020-21), rage or fury and fight or quarrel accounted for 26% of all victims in solved cases. For 10% of victims in solved cases the motive was a feud or faction rivalry, this is similar to the last 10 years (10%). In 47% of solved cases the motive was unknown.
- In the period 2011-12 to 2020-21, 85% of all female victims were killed in a dwelling, compared with 54% of males. Table 12 also shows the location, relationship and motives associated with all homicides recorded over the past 10 years. The most common set of circumstances associated with a male victim are a rage or fight with an acquaintance in a dwelling (accounting for 16% of male victims). The second most common set of circumstances are a rage or fight with an acquaintance not in a dwelling, accounting for a further 13% of male victims.
- The most common set of circumstances associated with a female victim are a rage or fight with a partner or ex-partner in a dwelling (accounting for 16% of female victims). The second most common set of circumstances are an unknown motive with partner or ex-partner in a dwelling, accounting for a further 15% of female victims.
- Forty-one (71%) victims were reported to have been killed in drug-related homicide cases in 2020-21, of which 35 were male (Table 13). This is an

increase of 10 victims on the 31 reported in 2019-20. The number of drug-related homicide cases is higher over the past five years than in preceding years, though Police Scotland advise that this may be due at least in part to an improvement in recording practice (i.e. better identification of where motives can include a drug-related element). Given this, users are advised to exercise some caution when comparing this variable with years prior to 2016-17.

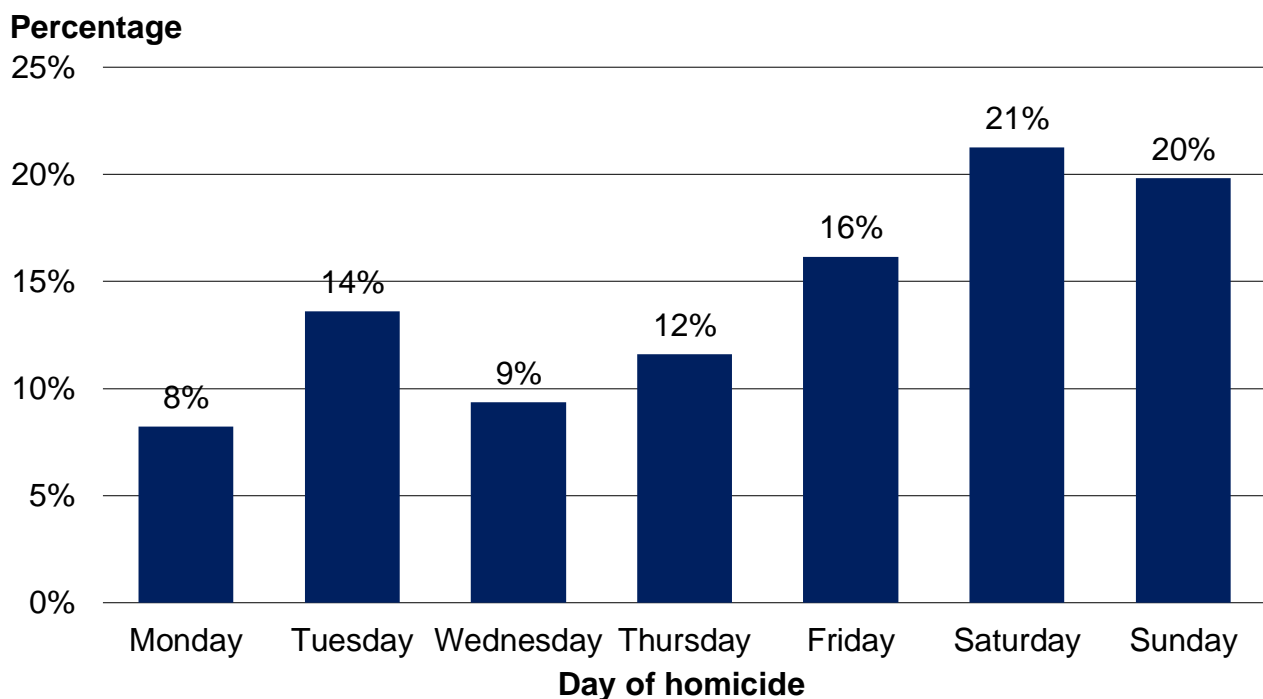
- None of the homicides recorded in 2020-21 were reported to have had a homophobic or racial motivation. In all homicide cases in the 10 years leading up to 2020-21, 1% had a homophobic or racist motivation (Table 14).

Use of alcohol and drugs

Tables 15-18; Chart 10

- Of the 65 persons accused in homicide cases in 2020-21, 40 (62%) were reported to have been under the influence of alcohol, drugs or a combination of both at the time of the homicide. These 40 accused break down into 17 (26% of all accused) who were under the influence of alcohol, 17 (26%) who were under the influence of alcohol and drugs and six (9%) who were under the influence of drugs alone (Table 15).

Chart 10: Distribution of the accused of homicide under the influence of alcohol² by day of the week 2011-12 to 2020-21



² Includes both under the influence of alcohol and under the influence of alcohol and drugs.

- In 2020-21, the alcohol and drug status of the accused was unknown for 20 persons, 31% of all accused. Five accused persons (8%) were reported to have been neither under the influence of alcohol nor drugs at the time of the homicide (Table 15).
- In the 10 year period between 2011-12 and 2020-21, around half (46%) of all accused were reported to have been under the influence of alcohol and/or drugs at the time of the homicide. This is higher for males (47%) than females (38%) (Table 16).
- [Chart 10](#) shows that over the last 10 years, 21% (75) of homicides, where the accused was suspected of being under the influence of alcohol or alcohol and drugs, occurred on a Saturday. Furthermore, just over half of homicides where the accused was under the influence of alcohol or alcohol and drugs (57% or 202) occurred during the weekend (i.e. Friday, Saturday and Sunday).

Comparator statistics

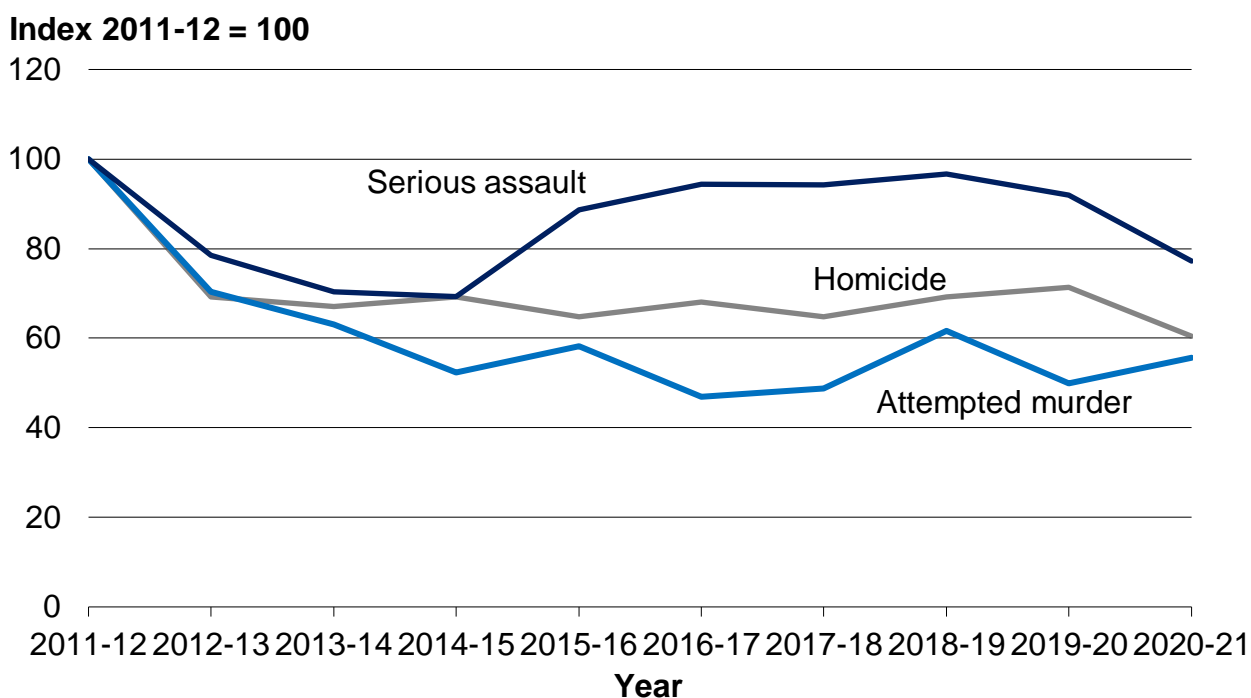
Table 4; Chart 11

- This bulletin has reported a decreasing trend in homicides over the longer term. [Chart 11](#) shows this trend and compares it to the trend in attempted murder and serious assaults. This latter information is taken from the [Recorded Crime in Scotland, 2020-21](#) bulletin. Over the 10 year period between 2011-12 and 2020-21, the reduction in levels of homicide has broadly followed a similar fall in levels of attempted murder and serious assault. The number of homicide cases has fallen by 38% over the last 10 years, compared with a 44% fall in attempted murder and a 23% fall in serious assault.
- Similar to Scotland, England & Wales also produce National Statistics on Homicide, which is extracted from a dedicated database - the Home Office Homicide Index. The latest data published was for the 2019-20 reporting year³.
- Direct comparisons between Scotland and England & Wales should be treated with some caution due to uncertainty around different counting and classification conventions.
- Further to this, users should note that in England & Wales, as in Scotland, it is possible for homicides that occurred sometime in the past to be recorded in more recent years. For example whilst the data for 2020-21 are not yet available, the Office for National Statistics (ONS) has previously highlighted

³<https://www.ons.gov.uk/peoplepopulationandcommunity/crimeandjustice/articles/homicideinenglandandwales/yearendingmarch2020>

that earlier figures for 2016-17 included the 96 victims of Hillsborough which occurred in 1989, representing 14% of all victims in 2016-17.

Chart 11: Indices in selected crimes of violence, Scotland, 2011-12 to 2020-21



- One area where some general comparisons can be made are the broad trends in changes over time between Scotland and England & Wales, though still allowing for the caveats outlined above.
- In Scotland, the number of homicide cases has fallen over the longer term but remained relatively stable during 2012-13 to 2019-20 (with between 59 and 65 cases each year). There was then a larger one-year decrease of 10 cases (or 15%) in 2020-21. The latest publication for 2019-20 reported that in England & Wales the number of incidents recorded in the year ending March 2020 was similar to the previous two years.

Annexes

Data Quality Statement

The statistics presented in this bulletin are based on a snapshot of Police Scotland's live homicide database at an agreed date. Police Scotland maintain a continuously updated list of homicide cases that the Scottish Government uses to populate its own database of homicides in Scotland.

The data provided by Police Scotland go through a series of validation checks, whereby any queries raised through this quality assurance process are fed back to Police Scotland for consideration and discussion. It should be noted that homicides are very high profile crimes, and – in many instances – discussed openly in public. Both Scottish Government statisticians and homicide specialists within Police Scotland consider it unlikely that any major errors exist (as opposed to our practice outlined below for making revisions).

Since it is a 'live' system, amendments to Police Scotland's database can arise after the data has been submitted to the Scottish Government (for example, a serious assault may be reclassified to a culpable homicide sometime after the crime was first recorded by the police).

To allow for these changes, we make retrospective revisions to earlier data for all years since the formation of Police Scotland (i.e. 2013-14 onwards). There were two such cases this time, one in 2018-19 and one in 2019-20 – as such the total number of homicide cases published in last year's bulletin has been revised upwards from 62 to 63 for 2018-19 and from 64 to 65 for 2019-20. Earlier revisions are detailed in [Homicide in Scotland, 2019-20](#).

As National Statistics, this information on homicide in Scotland is subject to continuous review by analysts to ensure it remains of high value for users. When producing the 2017-18 statistics, we identified that there is a tendency for the first publication of figures for a particular year to be revised upwards in subsequent bulletins - due to developments with specific cases. As outlined above, an example of this could be where a victim of serious assault dies of their injuries sometime after the incident, which could subsequently lead to the case being reclassified to a culpable homicide. Decisions at the prosecution stage can also have an impact, leading to some crimes being reclassified to homicides.

Given this, we made a small amendment to the data collection process for these statistics in 2017-18. As with earlier bulletins, we continue to present statistics based on a snapshot of Police Scotland's live homicide database as at the end of the reporting year. However in addition to this, we now carry out a further check during the month before publication – whereby any crimes recorded during previous reporting years but not reclassified to a homicide until after the current reporting year, can now be included in the first publication of that year's statistics – and not as a subsequent revision. There were no such cases in 2020-21.

This change further improves the quality of these statistics as it reduces the need for subsequent revisions to the data, though clearly they can still occur should crimes be reclassified to a homicide after the additional check has been carried out.

In addition to the above consideration of our revisions policy, we also previously discussed with Police Scotland the increase in homicide cases with a drug-related motive from 2016-17 onwards. Police Scotland advise that this may be due at least in part to an improvement in recording practice (i.e. better identification of where motives can include a drug-related element). Given this, users are advised to exercise some caution when comparing this variable with years prior to 2016-17.

Police Scotland Management Information

In addition to the National Statistics, Police Scotland publish management information on the number of homicides reported by the police. This is presented within their Quarterly Management Information Reports, which are available from Police Scotland's website:

<http://www.scotland.police.uk/about-us/our-performance/>

These reports are produced to demonstrate Police Scotland's commitment to transparency (alongside other regular reporting activity to the Scottish Police Authority). The information within these reports is presented on a cumulative quarterly basis, with the first quarter of a reporting year containing three months of data (from April to June), the second containing six months of data (from April to September) etc. The reports are typically published within two months of the period to which they refer.

The Quarterly Management Information Reports make clear to users that the data they contain on recorded homicides is based on the administrative data available to Police Scotland at that time and not the National Statistics. The annual National Statistics published by the Scottish Government on police recorded crime are based on management information which has undergone further quality assurance work, including additional dialogue with Police Scotland, in line with the Code of Practice for Official Statistics.

User feedback

We always welcome feedback on the content of our statistical bulletins and users are welcome to submit their comments to: JusticeAnalysts@gov.scot.

If you would like to be kept informed about developments in crime statistics, we suggest registering with ScotStat: <https://www.gov.scot/publications/scotstat-register-guidance/>.

Clearly, only a limited selection of tables can be included in any statistical bulletin. Further analysis of homicides in Scotland can be supplied on request. In certain cases a fee is charged. For details of what can be provided, please contact Graeme Lloyd by email JusticeAnalysts@gov.scot.

Glossary

Accused

- (i) a person who has been arrested in respect of an offence initially classified as homicide and charged with homicide; or
- (ii) a person who is suspected by the police of having committed the offence but is known to have died or committed suicide prior to arrest/being charged.

Accused (Co-accused)

For those cases with multiple accused which are currently recorded as homicide, the co-accused are included in the statistics in this bulletin regardless of whether or not they were ultimately charged with homicide.

Accused (Main accused)

Where more than one person is accused of committing a homicide, the main accused is taken as the person who received the severest penalty. If more than one possible main accused is identified, then the first person recorded on the statistical returns that is submitted annually by Police Scotland is selected.

Alcohol status

On 1 April 2013, Police Scotland changed their operational practices when reporting on the alcohol status of the accused and victim. Individuals are no longer referred to as being 'drunk' and are referred to as 'being under the influence of alcohol'.

Current and initial classification of homicide

Some cases initially classified as homicide will, on the basis of criminal proceedings, no longer be classified as such at a later date.

Date

A homicide case is included against the year in which the crime that led to the homicide is first recorded by the police. This is not necessarily the year in which the victim dies, the year in which the accused is brought to trial for the crime, or the year in which the case is finally disposed of by the courts.

Homicide case

A single case of homicide is counted for each crime involving murder or culpable homicide (common law) irrespective of the number of victims or accused.

Main method

Only one method of killing has been selected for each victim. The main method is taken to be the most serious of those methods recorded. Methods of killing have been ranked in the following order of priority: shooting, sharp instrument, blunt instrument, hitting and kicking, strangulation or asphyxiation, drowning, fire, poisoning and other or unknown.

Main method (poisoning)

The main method of “poisoning” includes the use of drugs, gas and carbon monoxide poisoning.

Main method (sharp instrument)

The term “sharp instrument” includes knives, broken bottles, swords, sharpened screwdrivers and any other pointed or edged weapons.

Main motive

The motive behind committing a homicide is as determined by the police.

Main motive (drug-related)

A “drug-related” homicide is defined as a homicide motivated by a need to obtain drugs or money for drugs, a homicide of or by a consumer or supplier of drugs, a homicide committed in order to steal proceeds of the drugs trade or a homicide as a consequence of rivalry between users and/or dealers within the drugs trade.

Relationship

When considering the relationship of the main accused person to the victim, the term “partner or ex-partner” includes: spouse, separated or divorced spouse, cohabitee, lover, boy/girlfriend and ex-boy/girlfriend.

Solved cases

The distinction between “solved” and “unsolved” homicide cases is where an accused individual is attached to it (solved) and where an accused individual has not been identified (unsolved).

Victim (main victim)

If a person is accused of killing more than one victim, the main victim is the person for whom the accused received the severest penalty for killing. Where more than one possible main victim can be identified, then the first person recorded on the statistical return is selected as the main victim.

Statistics Designation

The United Kingdom Statistics Authority has designated these statistics as National Statistics, in accordance with the Statistics and Registration Service Act 2007 and signifying compliance with the Code of Practice for Official Statistics.

Designation can be broadly interpreted to mean that the statistics:

- meet identified user needs;
- are well explained and readily accessible;
- are produced according to sound methods; and
- are managed impartially and objectively in the public interest.

Once statistics have been designated as National Statistics it is a statutory requirement that the Code of Practice shall continue to be observed.

The Assessment Report, which was published in June 2011, can be accessed via the following link:

<https://uksa.statisticsauthority.gov.uk/publication/statistics-on-homicide-domestic-abuse-firearm-offences-and-firearm-certificates-recorded-by-the-police-in-scotland/>

Under the Code of Practice for Official Statistics, the estimated costs of responding to statistical surveys and data collection are to be published.

The estimated cost of compliance for supplying and validating the data for this bulletin is: £2,400.

Details of the calculation methodology are available on the Scottish Government Crime and Justice website at:

<https://www.webarchive.org.uk/wayback/archive/20150218200729/http://www.gov.scot/Topics/Statistics/Browse/Crime-Justice/costcalculationstat>

A National Statistics publication for Scotland

The United Kingdom Statistics Authority has designated these statistics as National Statistics, in accordance with the Statistics and Registration Service Act 2007 and signifying compliance with the Code of Practice for Official Statistics.

Designation can be interpreted to mean that the statistics: meet identified user needs; are produced, managed and disseminated to high standards; and are explained well.

Correspondence and enquiries

For enquiries about this publication please contact:

Graeme Lloyd,

Justice Analytical Services,

Email: JusticeAnalysts@gov.scot

For general enquiries about Scottish Government statistics please contact:

Office of the Chief Statistician, Telephone: 0131 244 0442,

Email: Statistics.Enquiries@gov.scot

How to access background or source data

The data collected for this statistical bulletin

- are available in more detail through Scottish Neighbourhood Statistics
- are available on the Scottish Government website
- may be made available on request, subject to consideration of legal and ethical factors.
- cannot be made available by Scottish Government for further analysis as Scottish Government is not the data controller.

Complaints and suggestions

If you are not satisfied with our service or have any comments or suggestions, please write to the Chief Statistician, GR, St Andrews House, Edinburgh, EH1 3DG, Telephone: (0131) 244 0302, email statistics.enquiries@gov.scot.

If you would like to be consulted about statistical collections or receive notification of publications, please register your interest at www.gov.scot/scotstat

Details of forthcoming publications can be found at www.gov.scot/statistics

ISBN 978-1-80201-562-1

Crown Copyright

You may use or re-use this information (not including logos) free of charge in any format or medium, under the terms of the Open Government License. See:

www.nationalarchives.gov.uk/doc/open-government-licence/

Produced for The Scottish Government by APS Group Scotland, 21 Tennant Street, Edinburgh EH6 5NA
PPDAS952546 (10/21)